

Scaled data based on original data using
LM-79-08 Approved Method: Electrical and Photometric Measurements of Solid-
State Lighting Products

Test Report Prepared for
Cooper Lighting Solutions
(formerly Eaton)

Brand: McGRAW-EDISON

Report Number: P228155

Luminaire Tested: **ISC-AF-600-LED-E1-SL2-7030**

Issue Date: 3/3/2020

Test Information

Test Method: LM-79-08
Report Number: P228155
TEST IS SCALED FROM IESNA LM-79-08 TEST DATA (P29761)
Test Lab: INNOVATION CENTER-P2
Issue Date: 3/3/2020
Manufacturer: COOPER LIGHTING SOLUTIONS (FORMERLY EATON)
Product Line: MCGRAW-EDISON
Catalog Number: ISC-AF-600-LED-E1-SL2-7030
Description: IMPACT ELITE LED CYLINDER LUMINAIRE
LIGHT SQUARE WITH ACCULED OPTICS-TYPE II W/SPILL CONTROL
Light Source: (16) 3000K CCT, 70 CRI LEDs
Ballast/Driver: ELECTRONIC DRIVER

Summary

Lumens per Lamp: N/A
Luminaire Lumens: 3272 lumens
Efficiency: N/A
Efficacy: 97.1 lumens/watt
Luminous Opening: Rectangular (W 0.5' x L: 0.5' x H: 0')
IES Classification: Type III - Medium - Non-Cutoff
BUG Rating: B1 - U0 - G1

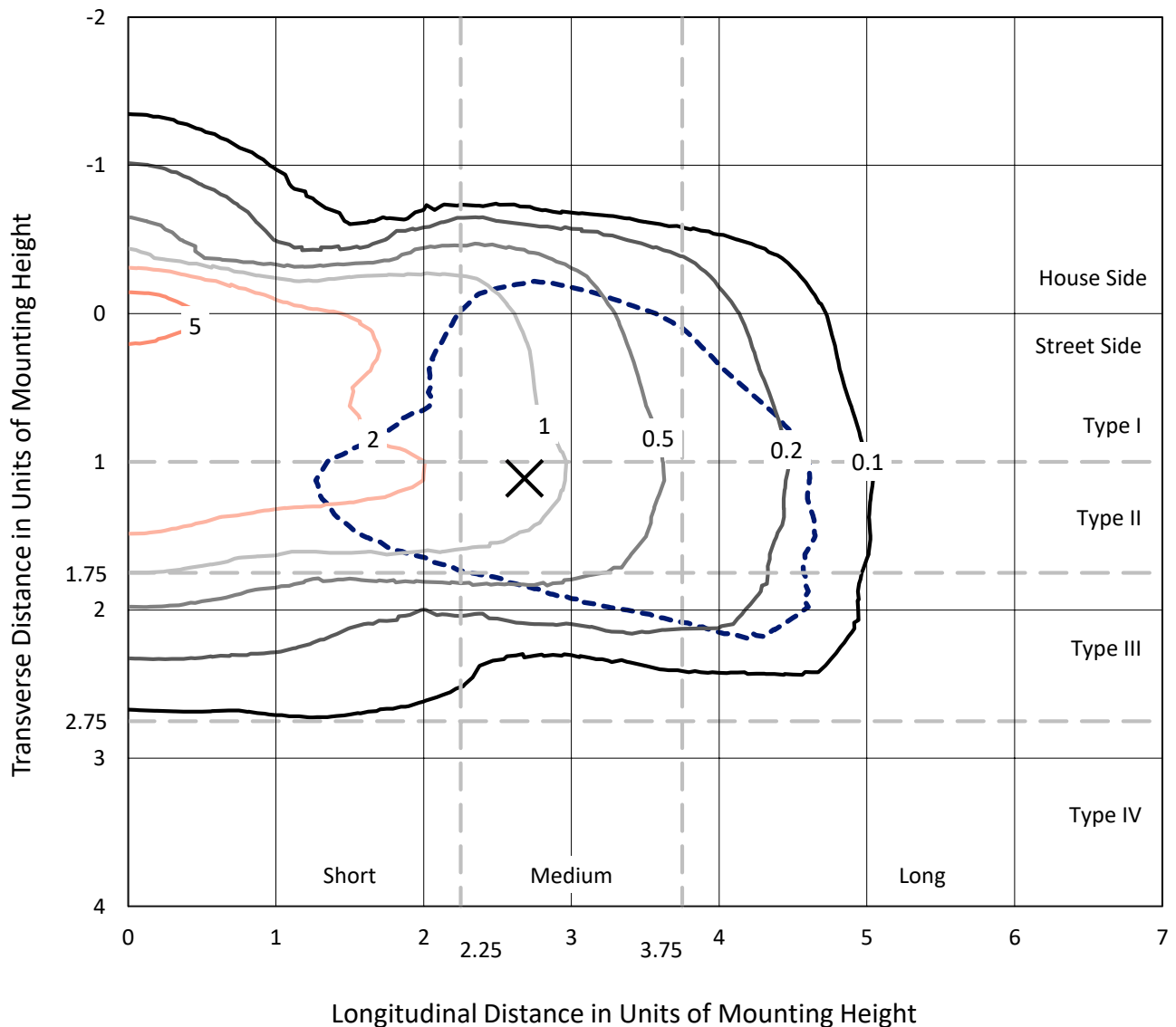
Input Watts (W): 33.7
Input Voltage (V): 120
Input Current (Ain): NR
Voltage Rise (V): NR
Power Factor: NR
Total Harmonic Distortion (THDi): NR
Frequency (hertz): 60
Stabilization Time: NR
Operation Time: NR
Ambient Temperature (°C): NR
Test Distance: 25 FT



REPORT NUMBER: P228155
 CATALOG NUMBER: ISC-AF-600-LED-E1-SL2-7030

Iso-Footcandle Lines of Horizontal Illumination

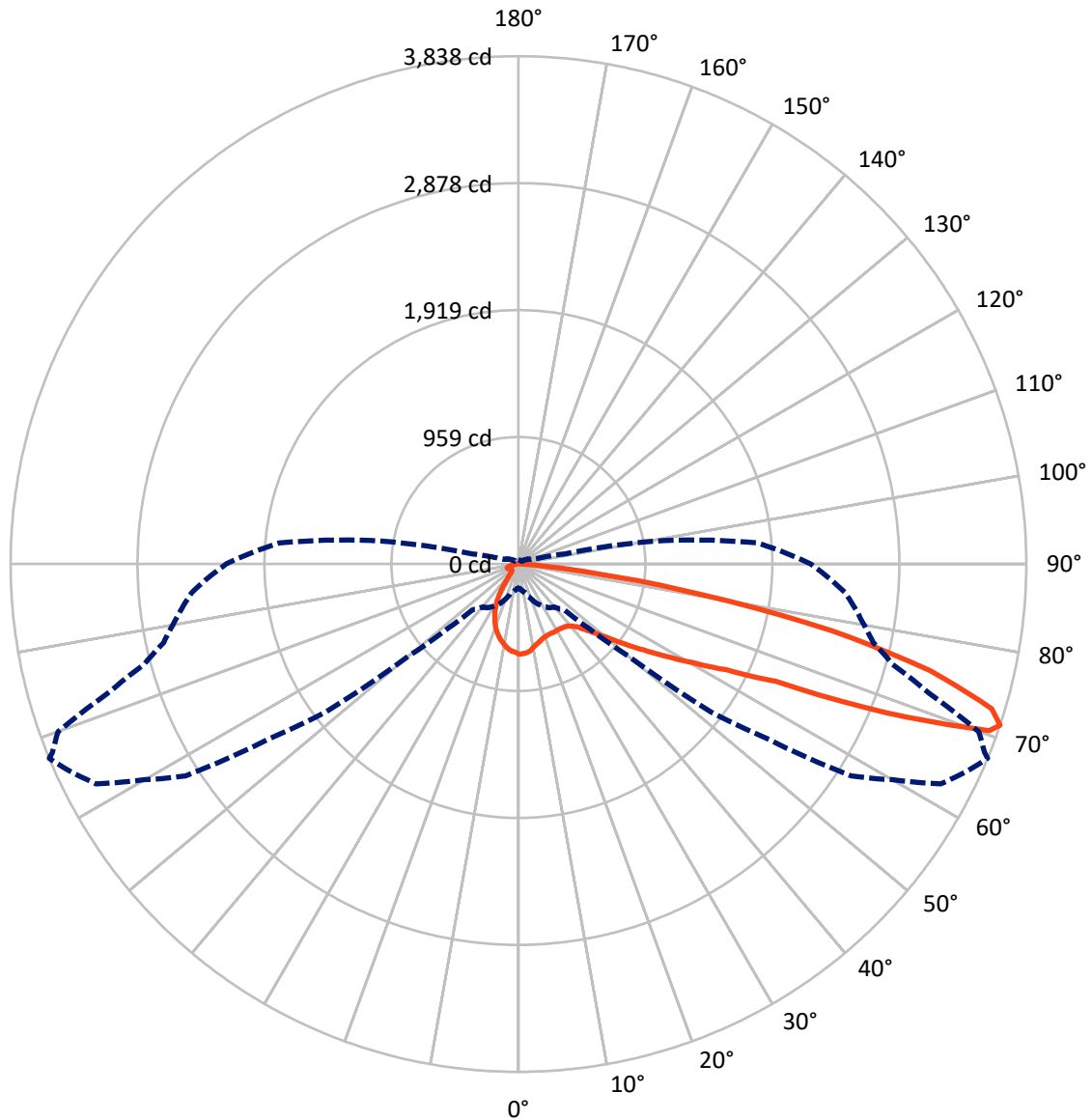
× Max cd
 - - - 1/2 Max cd



Based on 10 foot mounting height. Maximum calculated value = 6.8 fc
 Type III - Medium - Non-Cutoff

REPORT NUMBER: P228155
CATALOG NUMBER: ISC-AF-600-LED-E1-SL2-7030

Luminous Intensity Polar Plot



— Vertical Plane Through 67.5-Deg Lateral - - - Horizontal Cone Through 71-Deg Vertical

REPORT NUMBER: P228155

CATALOG NUMBER: ISC-AF-600-LED-E1-SL2-7030

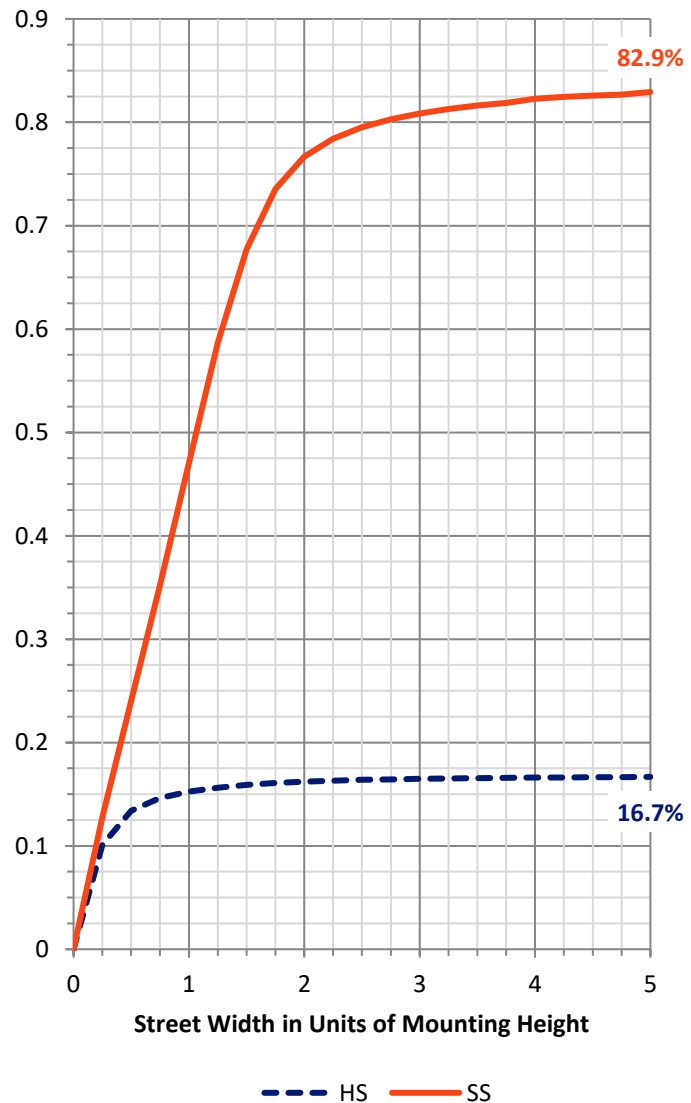
FLUX DISTRIBUTION:

		Downward	Upward	Total
House Side	Lumens	551.4	0.0	551.4
	% Fixture	16.9	0.0	16.9
Street Side	Lumens	2720.6	0.0	2720.6
	% Fixture	83.1	0.0	83.1
Total	Lumens	3272.0	0.0	3272.0
	% Fixture	100.0	0.0	100.0

ZONAL LUMENS:

Zone	Lumens	% Fixture
0°-10°	59.5	1.8
10°-20°	142.3	4.4
20°-30°	193.6	5.9
30°-40°	264.6	8.1
40°-50°	398.6	12.2
50°-60°	631.8	19.3
60°-70°	836.4	25.6
70°-80°	666.3	20.4
80°-90°	79.0	2.4
90°-100°	0.0	0.0
100°-110°	0.0	0.0
110°-120°	0.0	0.0
120°-130°	0.0	0.0
130°-140°	0.0	0.0
140°-150°	0.0	0.0
150°-160°	0.0	0.0
160°-170°	0.0	0.0
170°-180°	0.0	0.0
0°-90°	3272.0	100.0
0°-180°	3272.0	100.0

Coefficient of Utilization



REPORT NUMBER: P228155

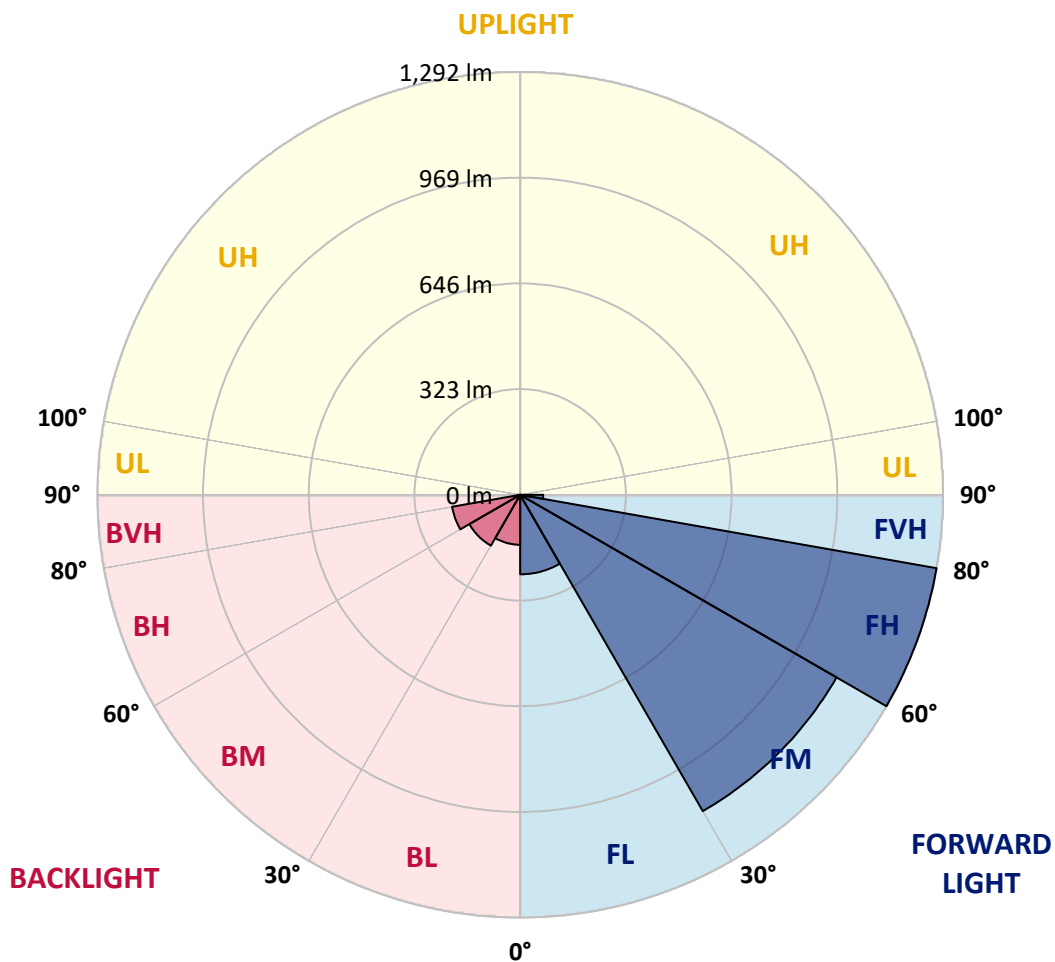
CATALOG NUMBER: ISC-AF-600-LED-E1-SL2-7030

LUMINAIRE CLASSIFICATION SYSTEM LUMEN TABLE AND BUG RATING:

Zone	Lumens	% Fixture	Zone Rating/Lumen Limit		
			B	U	G
FL (0°-30°)	242.8	7.4			
FM (30°-60°)	1115.8	34.1			
FH (60°-80°)	1291.6	39.5			G1/1800
FVH (80°-90°)	70.4	2.2			G1/100
BL (0°-30°)	152.6	4.7	B1/500		
BM (30°-60°)	179.2	5.5	B0/220		
BH (60°-80°)	211.0	6.4	B1/500		G1/500
BVH (80°-90°)	8.5	0.3			G0/10
UL (90°-100°)	0.0	0.0		U0/0	
UH (100°-180°)	0.0	0.0		U0/0	

BUG Rating: B1-U0-G1

Type III Medium





REPORT NUMBER: P228155

CATALOG NUMBER: ISC-AF-600-LED-E1-SL2-7030

CANDELA DISTRIBUTION (FULL):

	0°	5°	15°	25°	35°	37.5°	40°	42.5°	45°	47.5°	50°
0°	681.8	681.8	681.8	681.8	681.8	681.8	681.8	681.8	681.8	681.8	681.8
2.5°	669.3	667.0	667.0	670.4	676.1	671.6	675.0	675.0	676.1	679.6	680.7
5°	620.2	615.6	620.2	624.7	637.3	635.0	638.4	641.9	648.7	649.9	659.0
7.5°	575.6	573.3	576.8	585.9	601.9	597.3	601.9	606.5	614.5	617.9	627.0
10°	541.4	537.9	542.5	549.4	565.4	564.2	566.5	572.2	581.3	583.6	595.0
12.5°	516.2	516.2	518.5	527.7	541.4	540.2	547.1	550.5	558.5	560.8	573.3
15°	503.7	500.2	504.8	512.8	526.5	526.5	531.1	534.5	545.9	547.1	558.5
17.5°	492.3	493.4	494.5	503.7	516.2	514.0	519.7	521.9	534.5	532.2	545.9
20°	492.3	494.5	493.4	499.1	508.2	503.7	510.5	511.7	525.4	521.9	536.8
22.5°	506.0	508.2	504.8	503.7	507.1	503.7	507.1	509.4	519.7	517.4	531.1
25°	529.9	534.5	529.9	521.9	518.5	509.4	511.7	515.1	523.1	517.4	529.9
27.5°	567.6	571.1	563.1	555.1	539.1	528.8	525.4	524.2	533.4	524.2	534.5
30°	611.0	615.6	608.8	593.9	571.1	553.9	547.1	543.6	549.4	535.7	545.9
32.5°	657.9	662.4	657.9	646.4	615.6	590.5	581.3	573.3	577.9	559.6	564.2
35°	705.8	710.4	715.0	708.1	668.1	639.6	624.7	617.9	616.7	593.9	595.0
37.5°	748.1	752.7	767.5	774.4	737.8	699.0	685.3	670.4	671.6	639.6	639.6
40°	799.5	805.2	824.6	840.6	816.6	769.8	753.8	737.8	737.8	695.6	696.7
42.5°	869.2	876.0	888.6	910.3	902.3	854.3	837.2	815.5	817.8	767.5	766.4
45°	967.4	971.9	971.9	985.7	986.8	941.1	929.7	908.0	912.6	848.6	852.0
47.5°	1095.3	1089.6	1066.7	1074.7	1083.9	1035.9	1025.6	1011.9	1017.6	949.1	956.0
50°	1214.1	1209.5	1162.7	1165.0	1198.1	1149.0	1145.5	1128.4	1136.4	1067.9	1078.2
52.5°	1258.6	1250.6	1203.8	1228.9	1321.4	1294.0	1299.7	1291.7	1296.3	1223.2	1220.9
55°	1208.4	1208.4	1179.8	1225.5	1413.9	1428.8	1475.6	1493.9	1513.3	1440.2	1424.2
57.5°	1069.0	1078.2	1082.7	1163.8	1399.1	1463.1	1552.1	1629.8	1729.2	1724.6	1748.6
60°	838.3	854.3	880.6	1013.1	1335.1	1440.2	1555.6	1672.1	1809.1	1897.1	2027.3
62.5°	588.2	601.9	623.6	715.0	1149.0	1329.4	1496.2	1675.5	1850.2	1988.4	2159.8
65°	399.7	413.4	459.1	509.4	693.3	956.0	1210.6	1507.6	1773.7	2030.7	2261.4
67.5°	287.8	295.8	331.2	415.7	461.4	509.4	604.2	953.7	1281.5	1798.8	2135.8
70°	215.9	223.9	255.8	349.5	405.5	418.0	440.9	502.5	585.9	1010.8	1452.8
71°	180.5	191.9	230.7	328.9	403.2	413.4	423.7	460.3	487.7	715.0	1078.2
72.5°	126.8	134.8	171.3	303.8	387.2	411.2	435.1	434.0	431.7	487.7	652.2
75°	81.1	81.1	81.1	171.3	413.4	398.6	407.7	456.8	431.7	410.0	429.4
77.5°	64.0	62.8	59.4	85.7	323.2	404.3	428.3	440.9	464.8	428.3	408.9
80°	48.0	46.8	46.8	53.7	149.6	261.5	362.1	402.0	419.2	455.7	415.7
82.5°	25.1	25.1	27.4	32.0	56.0	91.4	187.3	308.4	344.9	347.2	350.6
85°	8.0	6.9	9.1	14.8	24.0	29.7	52.5	124.5	185.0	223.9	236.4
87.5°	0.0	0.0	0.0	0.0	0.0	0.0	0.0	3.4	4.6	8.0	10.3
90°	0.0	0.0	0.0	0.0	0.0	0.0	0.0	0.0	0.0	0.0	0.0



REPORT NUMBER: P228155

CATALOG NUMBER: ISC-AF-600-LED-E1-SL2-7030

CANDELA DISTRIBUTION (continued):

	52.5°	55°	57.5°	60°	62.5°	65°	67.5°	68°	70°	72.5°	75°
0°	681.8	681.8	681.8	681.8	681.8	681.8	681.8	681.8	681.8	681.8	681.8
2.5°	677.3	681.8	678.4	683.0	677.3	684.1	678.4	681.8	683.0	678.4	684.1
5°	653.3	667.0	662.4	672.7	668.1	677.3	672.7	681.8	681.8	678.4	686.4
7.5°	623.6	637.3	638.4	648.7	648.7	660.1	660.1	669.3	673.9	673.9	685.3
10°	593.9	606.5	608.8	620.2	622.5	636.2	636.2	648.7	657.9	661.3	675.0
12.5°	571.1	587.1	587.1	599.6	597.3	617.9	620.2	631.6	640.7	648.7	667.0
15°	557.4	572.2	572.2	584.8	582.5	603.0	606.5	617.9	631.6	636.2	661.3
17.5°	543.6	558.5	555.1	572.2	571.1	593.9	591.6	608.8	620.2	627.0	655.6
20°	532.2	549.4	547.1	564.2	559.6	584.8	584.8	601.9	613.3	619.0	652.2
22.5°	526.5	544.8	540.2	557.4	553.9	579.1	579.1	596.2	608.8	617.9	651.0
25°	526.5	542.5	537.9	557.4	551.6	579.1	577.9	595.0	607.6	615.6	652.2
27.5°	528.8	544.8	541.4	559.6	555.1	579.1	581.3	596.2	608.8	617.9	654.4
30°	536.8	551.6	543.6	560.8	557.4	580.2	579.1	595.0	607.6	619.0	654.4
32.5°	553.9	561.9	551.6	566.5	559.6	582.5	582.5	593.9	608.8	622.5	654.4
35°	577.9	583.6	567.6	577.9	565.4	588.2	587.1	599.6	611.0	622.5	656.7
37.5°	612.2	619.0	593.9	603.0	582.5	600.8	596.2	611.0	622.5	629.3	668.1
40°	663.6	665.9	632.7	639.6	611.0	627.0	615.6	636.2	641.9	646.4	685.3
42.5°	726.4	728.7	686.4	691.0	654.4	668.1	648.7	670.4	678.4	677.3	719.5
45°	804.1	805.2	757.2	760.7	718.4	729.8	705.8	724.1	729.8	726.4	769.8
47.5°	888.6	897.7	844.0	848.6	804.1	809.8	780.1	800.6	800.6	797.2	841.7
50°	1000.5	1014.2	951.4	958.2	906.8	911.4	877.1	898.8	896.6	887.4	937.7
52.5°	1139.8	1152.4	1086.2	1095.3	1040.5	1042.8	1000.5	1025.6	1018.8	1003.9	1062.2
55°	1310.0	1311.2	1249.5	1257.5	1202.7	1199.2	1146.7	1177.5	1167.2	1146.7	1200.4
57.5°	1583.0	1549.9	1448.2	1445.9	1386.5	1382.0	1314.6	1352.3	1335.1	1291.7	1362.6
60°	2022.7	2033.0	1773.7	1733.7	1623.0	1602.4	1513.3	1556.7	1536.2	1465.3	1535.0
62.5°	2270.5	2433.9	2417.9	2274.0	1988.4	1910.8	1760.0	1811.4	1757.7	1653.8	1718.9
65°	2454.4	2676.0	2803.9	2942.1	2814.2	2496.7	2140.3	2212.3	2080.9	1883.4	1946.2
67.5°	2522.9	2790.2	3059.7	3256.2	3389.8	3413.8	3001.5	3020.9	2697.7	2302.5	2310.5
70°	2164.3	2558.4	3086.0	3335.0	3600.0	3730.2	3773.6	3753.0	3544.0	2984.4	2770.8
71°	1834.2	2311.7	2980.9	3258.5	3597.7	3723.3	3837.5	3798.7	3701.6	3255.0	2927.3
72.5°	1242.6	1842.2	2673.7	3025.5	3477.8	3569.1	3740.4	3671.9	3651.4	3457.2	3073.4
75°	584.8	918.3	1739.5	2271.7	2943.2	3031.2	3210.5	3126.0	3072.3	3138.6	2923.8
77.5°	430.6	501.4	954.8	1411.7	2140.3	2264.8	2419.0	2315.1	2246.6	2312.8	2163.2
80°	391.7	394.0	494.5	744.7	1276.9	1351.1	1409.4	1324.9	1220.9	1216.4	1078.2
82.5°	360.9	341.5	320.9	394.0	654.4	622.5	575.6	533.4	414.6	332.4	239.8
85°	229.6	251.3	228.4	215.9	260.4	214.7	170.2	163.3	115.4	77.7	72.0
87.5°	16.0	18.3	21.7	25.1	30.8	25.1	16.0	19.4	11.4	0.0	5.7
90°	0.0	0.0	0.0	0.0	0.0	0.0	0.0	0.0	0.0	0.0	0.0



REPORT NUMBER: P228155
 CATALOG NUMBER: ISC-AF-600-LED-E1-SL2-7030

CANDELA DISTRIBUTION (continued):

	77.5°	80°	85°	90°	95°	100°	102.5°	105°	107.5°	110°	112.5°
0°	681.8	681.8	681.8	681.8	681.8	681.8	681.8	681.8	681.8	681.8	681.8
2.5°	676.1	681.8	684.1	683.0	680.7	678.4	670.4	676.1	668.1	673.9	667.0
5°	679.6	687.6	688.7	686.4	684.1	679.6	665.9	673.9	664.7	669.3	659.0
7.5°	678.4	691.0	692.1	689.8	685.3	677.3	663.6	669.3	654.4	657.9	644.2
10°	672.7	691.0	692.1	686.4	679.6	667.0	651.0	653.3	638.4	638.4	620.2
12.5°	667.0	688.7	694.4	686.4	675.0	657.9	639.6	637.3	620.2	619.0	598.5
15°	667.0	691.0	699.0	688.7	671.6	647.6	625.9	621.3	601.9	596.2	573.3
17.5°	665.9	691.0	702.4	688.7	668.1	637.3	609.9	605.3	580.2	571.1	544.8
20°	664.7	693.3	704.7	686.4	657.9	624.7	593.9	584.8	557.4	542.5	511.7
22.5°	663.6	697.8	707.0	684.1	651.0	608.8	576.8	560.8	528.8	509.4	472.8
25°	669.3	703.5	708.1	681.8	640.7	591.6	557.4	535.7	500.2	475.1	431.7
27.5°	671.6	709.3	710.4	677.3	628.2	573.3	536.8	507.1	467.1	436.3	387.2
30°	678.4	710.4	707.0	668.1	613.3	550.5	512.8	476.3	431.7	391.7	333.5
32.5°	680.7	713.8	704.7	657.9	598.5	527.7	485.4	443.1	389.5	342.6	271.8
35°	685.3	716.1	702.4	652.2	582.5	503.7	456.8	408.9	347.2	287.8	206.7
37.5°	692.1	726.4	708.1	649.9	574.5	483.1	424.9	373.5	297.0	227.3	137.1
40°	709.3	746.9	718.4	653.3	568.8	466.0	394.0	336.9	239.8	167.9	94.8
42.5°	743.5	782.4	744.7	670.4	572.2	451.1	362.1	298.1	181.6	119.9	78.8
45°	794.9	828.0	788.1	699.0	585.9	443.1	332.4	258.1	130.2	95.9	72.0
47.5°	870.3	902.3	852.0	744.7	609.9	439.7	301.5	215.9	100.5	86.8	69.7
50°	969.7	1007.4	944.5	816.6	654.4	443.1	268.4	175.9	87.9	84.5	68.5
52.5°	1091.9	1128.4	1065.6	922.8	727.5	462.6	233.0	153.0	83.4	83.4	67.4
55°	1230.1	1281.5	1219.8	1070.2	840.6	504.8	211.3	145.0	83.4	84.5	66.2
57.5°	1393.4	1436.8	1382.0	1211.8	976.5	574.5	213.6	153.0	83.4	84.5	65.1
60°	1553.3	1607.0	1544.1	1392.2	1131.8	679.6	260.4	194.2	86.8	87.9	65.1
62.5°	1720.0	1761.2	1709.8	1549.9	1307.7	809.8	354.1	281.0	100.5	103.9	69.7
65°	1902.8	1970.2	1916.5	1785.1	1556.7	1017.6	532.2	421.4	148.5	121.1	76.5
67.5°	2219.1	2246.6	2220.3	2100.4	1848.0	1188.9	633.9	428.3	148.5	117.6	85.7
70°	2647.4	2585.8	2468.1	2244.3	1878.8	1066.7	454.6	261.5	126.8	111.9	90.2
71°	2746.8	2652.0	2478.4	2208.9	1814.8	962.8	352.9	206.7	118.8	109.6	90.2
72.5°	2807.3	2665.7	2403.0	2104.9	1689.2	758.4	233.0	162.2	108.5	103.9	86.8
75°	2728.5	2467.0	2122.1	1821.7	1383.1	394.0	146.2	123.3	92.5	90.2	75.4
77.5°	2166.6	1937.0	1565.8	1323.7	889.7	174.7	105.1	93.7	73.1	70.8	58.2
80°	1010.8	810.9	475.1	407.7	279.8	102.8	72.0	64.0	52.5	50.3	41.1
82.5°	183.9	138.2	107.4	103.9	93.7	60.5	42.3	38.8	33.1	32.0	26.3
85°	62.8	60.5	45.7	45.7	46.8	32.0	24.0	22.8	17.1	17.1	11.4
87.5°	1.1	5.7	5.7	8.0	6.9	5.7	2.3	3.4	1.1	3.4	0.0
90°	0.0	0.0	0.0	0.0	0.0	0.0	0.0	0.0	0.0	0.0	0.0



REPORT NUMBER: P228155

CATALOG NUMBER: ISC-AF-600-LED-E1-SL2-7030

CANDELA DISTRIBUTION (continued):

	115°	117.5°	120°	122.5°	125°	127.5°	130°	135°	145°	155°	165°
0°	681.8	681.8	681.8	681.8	681.8	681.8	681.8	681.8	681.8	681.8	681.8
2.5°	672.7	663.6	671.6	663.6	668.1	659.0	664.7	661.3	661.3	657.9	655.6
5°	662.4	651.0	656.7	647.6	652.2	638.4	641.9	636.2	624.7	617.9	608.8
7.5°	647.6	630.5	635.0	621.3	624.7	606.5	609.9	599.6	577.9	564.2	550.5
10°	621.3	605.3	606.5	589.3	588.2	569.9	566.5	552.8	520.8	498.0	479.7
12.5°	595.0	576.8	574.5	553.9	550.5	528.8	524.2	502.5	455.7	411.2	382.6
15°	567.6	544.8	537.9	516.2	503.7	485.4	472.8	440.9	373.5	315.2	277.5
17.5°	536.8	507.1	496.8	471.7	453.4	426.0	407.7	364.3	277.5	214.7	188.5
20°	496.8	464.8	446.6	414.6	390.6	357.5	334.6	278.7	185.0	153.0	149.6
22.5°	452.3	414.6	391.7	351.8	322.1	286.7	250.1	188.5	131.3	124.5	129.1
25°	405.5	358.6	328.9	279.8	239.8	198.7	164.5	125.6	107.4	106.2	113.1
27.5°	349.5	295.8	253.6	195.3	158.8	126.8	111.9	99.4	91.4	92.5	99.4
30°	287.8	218.1	173.6	122.2	106.2	92.5	90.2	85.7	82.2	84.5	89.1
32.5°	214.7	139.3	111.9	87.9	86.8	78.8	81.1	78.8	77.7	78.8	82.2
35°	145.0	92.5	87.9	75.4	77.7	72.0	75.4	74.2	73.1	73.1	75.4
37.5°	100.5	76.5	78.8	69.7	73.1	68.5	72.0	70.8	69.7	68.5	69.7
40°	83.4	69.7	73.1	66.2	69.7	65.1	68.5	67.4	66.2	64.0	64.0
42.5°	76.5	66.2	69.7	62.8	67.4	61.7	66.2	64.0	61.7	59.4	60.5
45°	74.2	64.0	67.4	60.5	65.1	59.4	62.8	61.7	57.1	56.0	57.1
47.5°	72.0	62.8	66.2	59.4	62.8	57.1	60.5	58.2	53.7	52.5	53.7
50°	70.8	60.5	64.0	57.1	60.5	56.0	58.2	56.0	51.4	50.3	50.3
52.5°	69.7	59.4	62.8	54.8	58.2	51.4	54.8	52.5	48.0	46.8	46.8
55°	69.7	58.2	60.5	52.5	56.0	49.1	51.4	49.1	46.8	44.5	44.5
57.5°	68.5	56.0	59.4	50.3	52.5	46.8	49.1	46.8	43.4	42.3	42.3
60°	68.5	54.8	58.2	49.1	51.4	44.5	46.8	44.5	41.1	40.0	40.0
62.5°	72.0	57.1	59.4	50.3	51.4	44.5	45.7	42.3	38.8	38.8	37.7
65°	78.8	64.0	64.0	52.5	52.5	44.5	45.7	41.1	36.5	36.5	36.5
67.5°	85.7	70.8	69.7	56.0	54.8	44.5	44.5	38.8	34.3	34.3	34.3
70°	90.2	74.2	72.0	57.1	54.8	43.4	42.3	36.5	32.0	32.0	32.0
71°	89.1	74.2	70.8	56.0	52.5	41.1	41.1	35.4	30.8	30.8	29.7
72.5°	84.5	69.7	66.2	52.5	50.3	38.8	38.8	33.1	28.6	28.6	27.4
75°	72.0	59.4	56.0	44.5	42.3	34.3	33.1	27.4	25.1	24.0	24.0
77.5°	56.0	46.8	43.4	35.4	34.3	27.4	26.3	22.8	20.6	20.6	19.4
80°	40.0	33.1	30.8	24.0	21.7	18.3	19.4	17.1	16.0	16.0	14.8
82.5°	24.0	17.1	17.1	13.7	14.8	11.4	12.6	12.6	11.4	9.1	9.1
85°	12.6	8.0	10.3	5.7	8.0	3.4	5.7	4.6	4.6	3.4	3.4
87.5°	2.3	0.0	1.1	0.0	1.1	0.0	0.0	0.0	0.0	0.0	0.0
90°	0.0	0.0	0.0	0.0	0.0	0.0	0.0	0.0	0.0	0.0	0.0

REPORT NUMBER: P228155

CATALOG NUMBER: ISC-AF-600-LED-E1-SL2-7030

CANDELA DISTRIBUTION (continued):

	175°	180°
0°	681.8	681.8
2.5°	648.7	649.9
5°	604.2	606.5
7.5°	540.2	543.6
10°	463.7	466.0
12.5°	365.5	365.5
15°	255.8	258.1
17.5°	179.3	180.5
20°	150.8	151.9
22.5°	134.8	135.9
25°	119.9	121.1
27.5°	103.9	105.1
30°	93.7	94.8
32.5°	84.5	85.7
35°	76.5	76.5
37.5°	70.8	70.8
40°	65.1	65.1
42.5°	61.7	61.7
45°	58.2	58.2
47.5°	54.8	54.8
50°	51.4	52.5
52.5°	48.0	48.0
55°	44.5	44.5
57.5°	41.1	42.3
60°	38.8	38.8
62.5°	36.5	36.5
65°	35.4	35.4
67.5°	33.1	33.1
70°	30.8	30.8
71°	29.7	29.7
72.5°	27.4	27.4
75°	24.0	22.8
77.5°	19.4	19.4
80°	14.8	13.7
82.5°	9.1	8.0
85°	3.4	2.3
87.5°	0.0	0.0
90°	0.0	0.0

(END OF REPORT)